

Master Endurance Legends Mugello Racing Weekend Qualifying 1

Final Classification

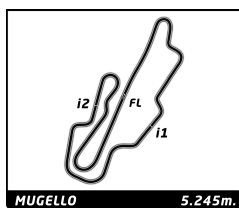
No Drivers	Team	Car	Cl.	Time	Lap Total	Gap	Kph
1 23 Y. TORIBA / A. BRIGGS		BR 01	G2/P2	1:40.628	9 12	- -	187.6
2 9 C. BOUCHUT		Lotus Enso CLM-P1	G2/P1	1:40.936	15 15	+0.308 +0.308	187.1
3 5 K. FRIESER		Zytek 09S	G1/P1	1:43.250	15 15	+2.622 +2.314	182.9
4 99 J. CONSTABLE		Zytek 04S	G1/P1	1:44.691	13 13	+4.063 +1.441	180.4
5 32 M. BIRCH		Ligier JSP217	G2/P2	1:45.762	9 13	+5.134 +1.071	178.5
6 111 F. FRANCONI		Lucchini P3-96 Alfa Romeo	Invitation	1:49.182	4 6	+8.554 +3.420	172.9
7 52 R. MAYDON / C. DAVIES		Ligier JS P3	G2/P3	1:51.877	6 15	+11.249 +2.695	168.8
8 35 R. RANDACCIO		Lucchini CN 09 BMW	Invitation	1:51.979	4 4	+11.351 +0.102	168.6
9 1 V. JABOUILLE		Chrysler Viper GTS-R GT1	G1/GT3	1:56.623	14 14	+15.995 +4.644	161.9
10 62 K. MAKELA		Aston Martin Vantage V12 GT3	G2/GT3	1:59.828	9 12	+19.200 +3.205	157.6
11 15 A. FATEMI		Aston Martin Vantage V12 GT3	G2/GT3	2:00.495	9 13	+19.867 +0.667	156.7
12 38 M. PANINI / A. PERGREFFI		Marcos Mantii Challenge GT	G1/GT2	2:04.025	10 11	+23.397 +3.530	152.2
13 31 J. LOISEL		Mosler MT900R	G1/GT2	2:05.697	9 14	+25.069 +1.672	150.2
14 28 F. FATIEN		Lola B12/80	G2/P2	2:12.209	10 10	+31.581 +6.512	142.8

Fastest Lap: Lap 9 | Yutaka TORIBA | **1:40.628** | 187.6 Kph

Published at:

Track Status: **DRY**

Stewards: Marc VAN GEEL NLO22000150			Gianluca NATALONI CSAI 338031			Antonia MARMILLATA CSAI 371681			Timekeeper: Andrea RAPI		
--	--	--	----------------------------------	--	--	-----------------------------------	--	--	-----------------------------------	--	--



Master Endurance Legends

Mugello Racing Weekend

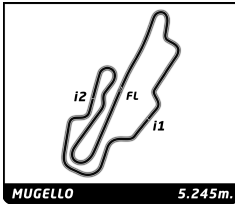
Qualifying 1

Final Classification by Driver Fastest Lap

No	Team	Car	Class	Driver	Time Lap	Total	Gap	Kph
1	23	BR 01	G2/P2	Yutaka TORIBA	1:40.628	9	12	187.6
2	9	Lotus Enso CLM-P1	G2/P1	Christop BOUCHUT	1:40.936	15	15	0.308 0.308 187.1
3	5	Zytek 09S	G1/P1	Keith FRIESER	1:43.250	15	15	2.622 2.314 182.9
4	99	Zytek 04S	G1/P1	Jamie CONSTABLE	1:44.691	13	13	4.063 1.441 180.4
5	32	Ligier JSP217	G2/P2	Michae BIRCH	1:45.762	9	13	5.134 1.071 178.5
6	111	Lucchini P3-96 Alfa Romeo	Invitation	Filippo FRANCONI	1:49.182	4	6	8.554 3.420 172.9
7	52	Ligier JS P3	G2/P3	Ron MAYDON	1:51.877	6	15	11.249 2.695 168.8
8	35	Lucchini CN 09 BMW	Invitation	Ranieri RANDACCIO	1:51.979	4	4	11.351 0.102 168.6
9	1	Chrysler Viper GTS-R GT1	G1/GT3	Victor JABOUILLE	1:56.623	14	14	15.995 4.644 161.9
10	62	Aston Martin Vantage V12 GT3	G2/GT3	Kari MAKELA	1:59.828	9	12	19.200 3.205 157.6
11	15	Aston Martin Vantage V12 GT3	G2/GT3	Afschin FATEMI	2:00.495	9	13	19.867 0.667 156.7
12	38	Marcos Manti Challenge GT	G1/GT2	Matteo PANINI	2:04.025	10	11	23.397 3.530 152.2
13	31	Mosler MT900R	G1/GT2	Jeremy LOISEL	2:05.697	9	14	25.069 1.672 150.2
14	28	Lola B12/80	G2/P2	Frederi FATIEN	2:12.209	10	10	31.581 6.512 142.8
15	23	BR 01	G2/P2	Alfie BRIGGS				
16	38	Marcos Manti Challenge GT	G1/GT2	Andrea PERGREFFI				
17	52	Ligier JS P3	G2/P3	Craig DAVIES				

Published at:

Stewards: Marc VAN GEEL NL022000150			Gianluca NATALONI CSAI 338031		Antonia MARMILLATA CSAI 371681		Timekeeper: Andrea RAPI	
--	--	--	----------------------------------	--	-----------------------------------	--	-----------------------------------	--



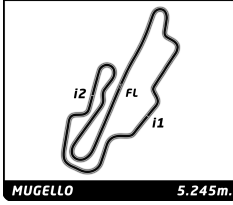
Master Endurance Legends

Mugello Racing Weekend

Qualifying 1

Best Sector Times

Sector 1		Sector 2		Sector 3		No Team	Class	Ideal Lap	Best Lap
No Driver	Time	No Driver	Time	No Driver	Time				
1	23 Y.TORIBA	34.701	23 Y.TORIBA	30.158	9 C.BOUCHUT	35.422	G2/P2	1:40.292	1:40.628 (1)
2	9 C.BOUCHUT	34.852	9 C.BOUCHUT	30.298	23 Y.TORIBA	35.433	G2/P1	1:40.572	1:40.936 (2)
3	5 K.FRIESER	35.763	5 K.FRIESER	31.518	5 K.FRIESER	35.840	G1/P1	1:43.121	1:43.250 (3)
4	99 J.CONSTABLE	35.996	99 J.CONSTABLE	31.959	99 J.CONSTABLE	36.736	G1/P1	1:44.691	1:44.691 (4)
5	32 M.BIRCH	36.579	32 M.BIRCH	32.257	32 M.BIRCH	36.926	G2/P2	1:45.762	1:45.762 (5)
6	111 F.FRANCIONI	37.381	111 F.FRANCIONI	32.941	35 R.RANDACCIO	38.736	Invitation	1:49.182	1:49.182 (6)
7	35 R.RANDACCIO	38.372	52 R.MAYDON	33.787	111 F.FRANCIONI	38.860	Invitation	1:51.588	1:51.979 (8)
8	52 R.MAYDON	38.691	35 R.RANDACCIO	34.480	52 R.MAYDON	39.399	G2/P3	1:51.877	1:51.877 (7)
9	1 V.JABOUILLE	39.477	1 V.JABOUILLE	36.648	1 V.JABOUILLE	40.097	G1/GT3	1:56.222	1:56.623 (9)
10	62 K.MAKELA	40.578	38 M.PANINI	37.555	62 K.MAKELA	40.934	G2/GT3	1:59.338	1:59.828 (10)
11	15 A.FATEMI	40.755	62 K.MAKELA	37.826	15 A.FATEMI	41.249	G2/GT3	1:59.896	2:00.495 (11)
12	31 J.LOISEL	42.227	15 A.FATEMI	37.892	31 J.LOISEL	43.539	G1/GT2	2:03.667	2:04.025 (12)
13	38 M.PANINI	42.240	28 F.FATIEN	38.858	38 M.PANINI	43.872	G1/GT2	2:05.531	2:05.697 (13)
14	28 F.FATIEN	42.492	31 J.LOISEL	39.765	28 F.FATIEN	44.344	G2/P2	2:05.694	2:12.209 (14)



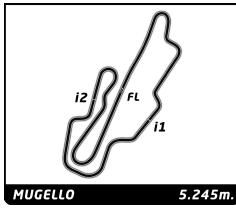
Master Endurance Legends

Mugello Racing Weekend

Qualifying 1

Best Top Speed

Team	Car	Class	Top Speed Driver	Top 1		Top 2		Top 3		Top 4		Top 5		Avg
				Kph	Lap	Kph	Lap	Kph	Lap	Kph	Lap	Kph	Lap	
9	Lotus Enso CLM-P1	G2/P1	C. BOUCHUT	297.0	15	296.2	8	295.4	11	294.6	14	294.6	13	295,6
5	Zytek 09S	G1/P1	K. FRIESER	285.4	6	283.1	15	283.1	13	282.4	14	282.4	7	283,3
99	Zytek 04S	G1/P1	J. CONSTABLE	278.8	11	278.8	12	277.3	13	277.3	8	277.3	7	277,9
23	BR 01	G2/P2	Y. TORIBA	275.2	10	274.5	7	274.5	6	273.9	9	273.2	12	274,3
32	Ligier JSP217	G2/P2	M. BIRCH	271.1	12	271.1	10	271.1	6	269.8	11	269.8	3	270,6
62	Aston Martin Vantage V12 GT3	G2/GT3	K. MAKELA	266.5	9	262.6	7	262.0	8	261.3	11	260.7	6	262,6
1	Chrysler Viper GTS-R GT1	G1/GT3	V. JABOUILLE	265.2	9	264.5	8	263.9	12	263.9	7	263.2	11	264,1
15	Aston Martin Vantage V12 GT3	G2/GT3	A. FATEMI	260.1	11	260.1	13	258.9	10	258.9	9	258.2	6	259,2
35	Lucchini CN 09 BMW	Invitation	R. RANDACCIO	259.5	4	258.2	3	245.4	2	105.0	1			217,0
31	Mosler MT900R	G1/GT2	J. LOISEL	254.0	13	251.1	9	249.4	8	248.8	7	242.7	10	249,2
28	Lola B12/80	G2/P2	F. FATIEN	249.9	8	219.2	2	207.9	7	192.8	3	187.1	5	211,4
52	Ligier JS P3	G2/P3	R. MAYDON	249.4	15	249.4	5	249.4	4	248.8	12	248.8	8	249,2
111	Lucchini P3-96 Alfa Romeo	Invitation	F. FRANCONI	243.2	3	243.2	4	240.0	2	203.6	5	103.1	1	206,6
38	Marcos Mantì Challenge GT	G1/GT2	M. PANINI	226.0	10	226.0	9	226.0	8	225.6	5	224.2	2	225,6



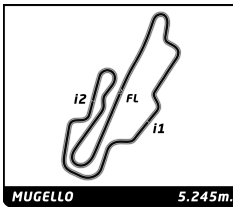
Master Endurance Legends

Mugello Racing Weekend

Qualifying 1

Fastest Lap Sequence

Elapsed	No Team	Car	Class	Driver	Time	Kph	Lap
3:58.725	23	BR 01	G2/P2	Yutaka TORIBA	1:49.045	173.2	2
5:45.762	23	BR 01	G2/P2	Yutaka TORIBA	1:47.037	176.4	3
7:28.055	23	BR 01	G2/P2	Yutaka TORIBA	1:42.293	184.6	4
9:09.724	23	BR 01	G2/P2	Yutaka TORIBA	1:41.669	185.7	5
19:24.598	23	BR 01	G2/P2	Yutaka TORIBA	1:40.628	187.6	9



Master Endurance Legends

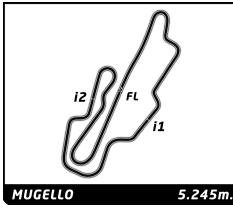
Mugello Racing Weekend

Qualifying 1

Sector Analysis

— Invalidated Lap ■ Personal Best ■ Session Best B Crossing the pit lane

Lap	Time	Sector 1	Sector 2	Sector 3	T.Spd	Elapsed	Lap	Time	Sector 1	Sector 2	Sector 3	T.Spd	Elapsed
1 1. Victor JABOUILLE <small>Chrysler Viper GTS-R GT1 G1/GT3</small>							15 1. Afschin FATEMI <small>Aston Martin Vantage V12 GT3 G2/GT3</small>						
1	3:39.944	2:05.121	47.359	47.464	108.3	3:39.944	1	4:19.938	2:45.278	47.066	47.594	82.7	4:19.938
2	2:16.094	46.053	44.072	45.969	219.2	5:56.038	2	2:09.676	44.614	40.672	44.390	247.7	6:29.614
3	3:59.387 B	48.116	44.706	2:26.565	183.0	9:55.425	3	2:06.578	43.744	39.912	42.922	254.0	8:36.192
4	2:12.487	52.731	37.973	41.783	131.9	12:07.912	4	2:03.217	42.014	38.950	42.253	256.4	10:39.409
5	1:59.167	40.492	37.379	41.296	255.8	14:07.079	5	2:03.778	42.047	39.263	42.468	258.2	12:43.187
6	1:57.033	39.680	36.726	40.627	260.7	16:04.112	6	3:41.161 B	41.640	40.012	2:19.509	258.2	16:24.348
7	1:57.167	39.864	36.768	40.535	263.9	18:01.279	7	2:26.568	57.513	44.685	44.370	111.3	18:50.916
8	1:57.604	39.571	36.830	41.203	264.5	19:58.883	8	2:03.361	42.601	38.342	42.418	255.2	20:54.277
9	2:02.549	40.954	38.970	42.625	265.2	22:01.432	9	2:00.495	41.354	37.892	41.249	258.9	22:54.772
10	1:56.999	39.856	36.792	40.351	260.7	23:58.431	10	2:01.695	40.984	38.149	42.562	258.9	24:56.467
11	1:56.707	39.477	36.719	40.511	263.2	25:55.138	11	2:02.262	41.356	38.426	42.480	260.1	26:58.729
12	1:59.046	41.202	37.143	40.701	263.9	27:54.184	12	2:02.618	42.681	38.416	41.521	240.0	29:01.347
13	1:58.204	40.376	36.809	41.019	252.3	29:52.388	13	2:14.150	40.755	39.420	53.975	260.1	31:15.497
14	1:56.623	39.878	36.648	40.097	262.0	31:49.011							
5 1. Keith FRIESER <small>Zytek 09S G1/P1</small>							23 1. Yutaka TORIBA 2. Alfie BRIGGS <small>BR 01 G2/P2</small>						
1	4:01.617	2:40.536	38.668	42.413	159.4	4:01.617	1	2:09.680	56.224	35.366	38.090	185.2	2:09.680
2	1:51.689	37.088	35.170	39.431	280.9	5:53.306	2	1:49.045	36.657	33.513	38.875	269.1	3:58.725
3	1:47.198	36.795	33.055	37.348	280.2	7:40.504	3	1:47.037	35.635	34.533	36.869	271.8	5:45.762
4	1:45.218	36.110	32.593	36.515	282.4	9:25.722	4	1:42.293	35.246	31.052	35.995	271.8	7:28.055
5	1:45.752	36.248	32.600	36.904	282.4	11:11.474	5	1:41.669	35.007	30.882	35.780	272.5	9:09.724
6	1:48.417	36.296	34.257	37.864	285.4	12:59.891	6	1:46.849	34.884	32.027	39.938	274.5	10:56.573
7	1:47.234	36.235	32.323	38.676	282.4	14:47.125	7	4:49.287 B	35.850	33.757	3:39.680	274.5	15:45.860
8	3:57.503 B	36.344	33.778	2:47.381	269.1	18:44.628	8	1:58.110	47.332	34.122	36.656	183.3	17:43.970
9	1:58.551	45.390	35.039	38.122	175.1	20:43.179	9	1:40.628	34.701	30.494	35.433	273.9	19:24.598
10	1:43.765	35.913	31.702	36.150	280.9	22:26.944	10	2:17.757 B	35.449	32.057	1:10.251	275.2	21:42.355
11	1:46.017	35.962	32.884	37.171	280.9	24:12.961	11	2:01.548	44.991	38.162	38.395	191.7	23:43.903
12	1:44.638	35.763	32.102	36.773	280.9	25:57.599	12	1:41.701	34.736	30.158	36.807	273.2	25:25.604
13	1:48.365	37.334	33.351	37.680	283.1	27:45.964							
14	1:47.200	36.101	33.927	37.172	282.4	29:33.164							
15	1:43.250	35.892	31.518	35.840	283.1	31:16.414							
9 1. Christop BOUCHUT <small>Lotus Enso CLM-P1 G2/P1</small>							28 1. Frederi FATIEN <small>Lola B12/80 G2/P2</small>						
1	2:43.738	1:28.689	35.911	39.138	151.6	2:43.738	1	3:38.155	2:03.581	46.904	47.670	124.5	3:38.155
2	1:53.717	38.419	34.045	41.253	280.9	4:37.455	2	2:16.707	46.112	44.799	45.796	219.2	5:54.862
3	1:49.900	38.841	32.866	38.193	291.5	6:27.355	3	4:13.059 B	47.043	45.000	2:41.016	192.8	10:07.921
4	4:41.729 B	36.984	33.387	3:31.358	290.7	11:09.084	4	2:24.878	55.716	43.542	45.620	149.5	12:32.799
5	1:55.605	44.130	32.619	38.856	203.6	13:04.689	5	3:44.984 B	46.452	42.266	2:16.266	187.1	16:17.783
6	1:43.077	35.738	31.285	36.054	292.3	14:47.766	6	2:19.091	50.971	42.776	45.344	169.6	18:36.874
7	1:45.581	36.749	32.447	36.385	287.6	16:33.347	7	2:14.150	45.928	43.246	44.976	207.9	20:51.024
8	1:42.217	35.410	30.954	35.853	296.2	18:15.564	8	3:45.675 B	50.804	42.500	2:12.371	249.9	24:36.699
9	1:41.416	35.033	30.597	35.786	294.6	19:56.980	9	2:20.121	52.720	41.898	45.503	167.0	26:56.820
10	1:41.133	35.242	30.298	35.593	294.6	21:38.113	10	2:12.209	46.450	41.415	44.344	179.1	29:09.029
11	1:40.969	34.852	30.458	35.659	295.4	23:19.082							
12	1:49.823	38.964	34.783	36.076	247.1	25:08.905							
13	1:44.021	35.266	32.107	36.648	294.6	26:52.926							
14	1:41.357	35.073	30.604	35.680	294.6	28:34.283							
15	1:40.936	35.038	30.476	35.422	297.0	30:15.219							
31 1. Jeremy LOISEL <small>Mosler MT900R G1/GT2</small>							31 1. Jeremy LOISEL <small>Mosler MT900R G1/GT2</small>						
1	3:39.451	2:04.215	47.112	48.124	119.7	3:39.451	1	3:39.451	2:04.215	47.112	48.124	119.7	3:39.451
2	2:16.642	46.097	44.173	46.372	232.8	5:56.093	2	2:16.642	46.097	44.173	46.372	232.8	5:56.093
3	2:19.000	47.185	44.364	47.451	167.0	8:15.093	3	2:19.000	47.185	44.364	47.451	167.0	8:15.093
4	2:09.546	43.592	41.409	44.545	231.8	10:24.639	4	2:09.546	43.592	41.409	44.545	231.8	10:24.639
5	2:09.802	43.130	41.403	45.269	238.9	12:34.441	5	2:09.802	43.130	41.403	45.269	238.9	12:34.441



Master Endurance Legends

Mugello Racing Weekend

Qualifying 1

Sector Analysis

— Invalidated Lap ■ Personal Best ■ Session Best B Crossing the pit lane

Lap	Time	Sector 1	Sector 2	Sector 3	T.Spd	Elapsed	Lap	Time	Sector 1	Sector 2	Sector 3	T.Spd	Elapsed
6	2:11.907	45.299	41.901	44.707	209.1	14:46.348	4	1:57.360	39.761	38.016	39.583	249.4	8:04.779
7	2:09.355	44.327	40.722	44.306	248.8	16:55.703	5	1:52.493	39.071	33.868	39.554	249.4	9:57.272
8	2:06.945	42.944	40.130	43.871	249.4	19:02.648	6	1:51.877	38.691	33.787	39.399	248.8	11:49.149
9	2:05.697	42.227	39.925	43.545	251.1	21:08.345	7	1:53.710	39.389	34.442	39.879	248.8	13:42.859
10	2:08.252	42.694	41.581	43.977	242.7	23:16.597	8	3:29.779B	39.813	34.666	2:15.300	248.8	17:12.638
11	2:09.762	45.306	40.501	43.955	228.4	25:26.359	9	2:12.331	53.575	36.880	41.876	129.0	19:24.969
12	2:07.211	43.297	40.370	43.544	238.4	27:33.570	10	1:56.948	39.825	35.278	41.845	243.2	21:21.917
13	2:05.714	42.410	39.765	43.539	254.0	29:39.284	11	1:55.975	39.300	35.386	41.289	247.7	23:17.892
14	2:05.936	42.409	39.839	43.688	230.3	31:45.220	12	1:56.734	41.113	35.306	40.315	248.8	25:14.626
							13	1:55.051	39.760	34.920	40.371	247.7	27:09.677
							14	1:55.331	39.208	35.468	40.655	247.7	29:05.008
							15	1:56.164	39.209	36.198	40.757	249.4	31:01.172

32

1. Michae BIRCH
Ligier JSP217 G2/P2

1	2:32.375	1:15.011	37.712	39.652	114.3	2:32.375
2	1:53.705	40.121	35.186	38.398	260.1	4:26.080
3	1:50.585	38.517	34.447	37.621	269.8	6:16.665
4	1:56.585	38.424	34.550	43.611	269.1	8:13.250
5	1:49.364	38.279	33.804	37.281	266.5	10:02.614
6	1:48.235	37.723	33.453	37.059	271.1	11:50.849
7	3:44.114B	46.479	45.419	2:12.216	250.5	15:34.963
8	2:03.612	50.388	35.216	38.008	147.3	17:38.575
9	1:45.762	36.579	32.257	36.926	269.1	19:24.337
10	1:47.871	37.000	32.672	38.199	271.1	21:12.208
11	1:56.201	40.436	38.175	37.590	269.8	23:08.409
12	1:47.013	36.779	32.673	37.561	271.1	24:55.422
13	1:47.349	36.863	33.393	37.093	269.1	26:42.771

35

1. Ranieri RANDACCIO
Lucchini CN 09 BMW Invitation

1	3:19.079	1:48.987	44.336	45.756	105.0	3:19.079
2	1:59.209	42.061	36.563	40.585	245.4	5:18.288
3	1:52.830	38.581	34.837	39.412	258.2	7:11.118
4	1:51.979	38.372	34.871	38.736	259.5	9:03.097

38

1. Matteo PANINI
2. Andrea PERGREFFI
Marcos Manti Challenge GT G1/GT2

1	6:02.953	4:33.761	42.829	46.363	115.9	6:02.953
2	2:12.677	44.069	41.224	47.384	224.2	8:15.630
3	3:55.759B	43.439	38.944	2:33.376	221.0	12:11.389
4	2:13.592	49.940	38.686	44.966	144.6	14:24.981
5	2:05.219	42.484	38.394	44.341	225.6	16:30.200
6	3:30.214B	49.807			208.7	20:00.414
7	2:15.035	51.164	39.340	44.531	149.5	22:15.449
8	2:07.534	42.990	39.022	45.522	226.0	24:22.983
9	2:04.180	42.570	37.555	44.055	226.0	26:27.163
10	2:04.025	42.240	37.913	43.872	226.0	28:31.188
11	2:03.614B	49.053			198.4	30:34.802

52

1. Ron MAYDON
2. Craig DAVIES
Ligier JS P3 G2/P3

1	2:19.390	1:00.867	37.610	40.913	155.8	2:19.390
2	1:54.758	39.883	34.887	39.988	244.9	4:14.148
3	1:53.271	39.456	34.414	39.401	247.1	6:07.419

62

1. Kari MAKELA
Aston Martin Vantage V12 GT3 G2/GT3

1	4:50.474	3:14.554	49.680	46.240	81.1	4:50.474
2	2:07.699	43.993	40.553	43.153	243.8	6:58.173
3	2:02.032	41.075	39.239	41.718	257.6	9:00.205
4	2:04.555	41.638	39.175	43.742	254.0	11:04.760
5	2:03.108	40.791	39.249	43.068	258.2	13:07.868
6	2:00.664	41.009	38.050	41.605	260.7	15:08.532
7	2:01.126	40.578	38.595	41.953	262.6	17:09.658
8	2:00.099	40.779	37.826	41.494	262.0	19:09.757
9	1:59.828	40.923	37.971	40.934	266.5	21:09.585
10	2:10.871	45.159	40.074	45.638	225.6	23:20.456
11	2:04.578	42.031	40.724	41.823	261.3	25:25.034
12	2:01.555	41.536	38.176	41.843	260.1	27:26.589

99

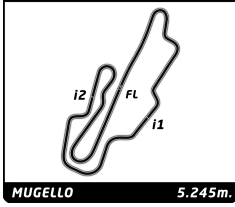
1. Jamie CONSTABLE
Zytek 04S G1/P1

1	4:02.795	2:37.786	38.009	47.000	78.9	4:02.795
2	2:03.518	42.663	37.467	43.388	215.3	6:06.313
3	1:55.779	39.615	37.328	38.836	274.5	8:02.092
4	1:49.882	37.860	33.913	38.109	275.9	9:51.974
5	1:47.723	37.295	33.008	37.420	275.9	11:39.697
6	1:46.492	36.847	32.579	37.066	276.6	13:26.189
7	1:46.678	36.751	32.509	37.418	277.3	15:12.867
8	5:27.385B	37.048	34.257	4:16.080	277.3	20:40.252
9	1:57.014	45.675	33.663	37.676	177.6	22:37.266
10	1:46.194	36.814	32.215	37.165	275.9	24:23.460
11	1:45.479	36.358	31.987	37.134	278.8	26:08.939
12	1:45.746	36.444	32.153	37.149	278.8	27:54.685
13	1:44.691	35.996	31.959	36.736	277.3	29:39.376


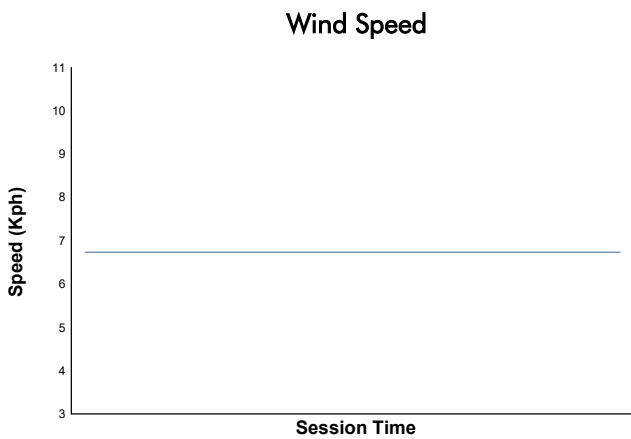
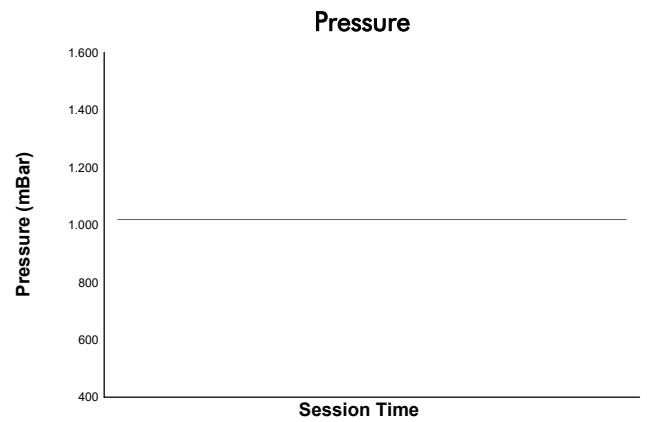
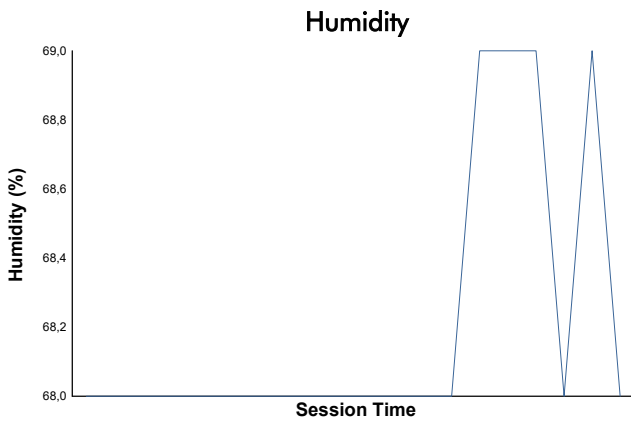
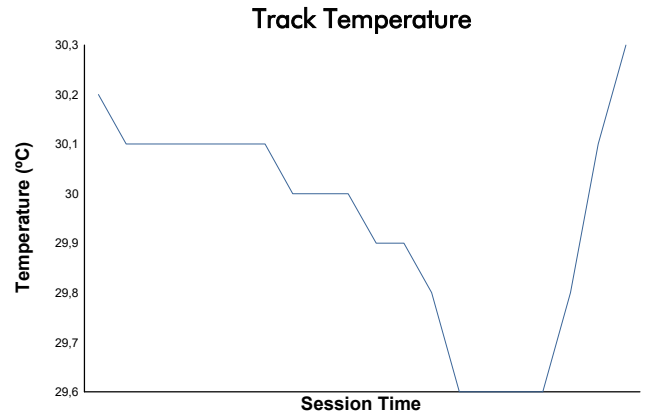
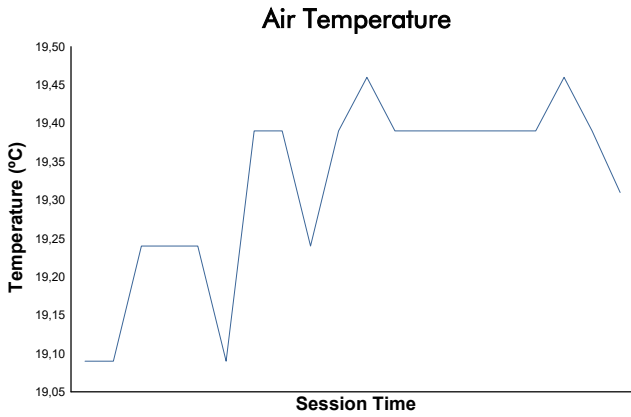
111

1. Filippo FRANCONI
Lucchini P3-96 Alfa Romeo Invitation

1	3:10.236	1:46.496	41.386	42.354	103.1	3:10.236
2	1:54.521	40.270	35.092	39.159	240.0	5:04.757
3	1:49.762	37.914	32.966	38.882	243.2	6:54.519
4	1:49.182	37.381	32.941	38.860	243.2	8:43.701
5	6:12.518B	45.222	39.857	4:47.439	203.6	14:56.219
6	2:11.995	55.048	36.616	40.331	97.1	17:08.214



Master Endurance Legends
 Mugello Racing Weekend
 Qualifying 1
 Weather Report



Track Status: **DRY**